



Modine HSB/HC Series Revit Help

Product Information

Revit models are provided to assist in the design process but proper sizing and selection of the unit must be done for correct performance values. Contact your [local factory sales representative](#) for assistance or sizing and selection can be done using the online [Breeze AccuSpec program](#).

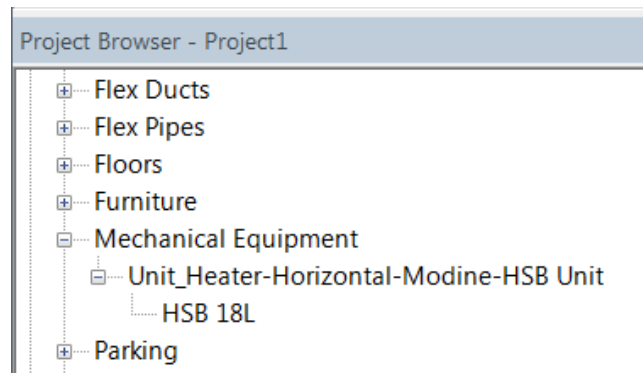
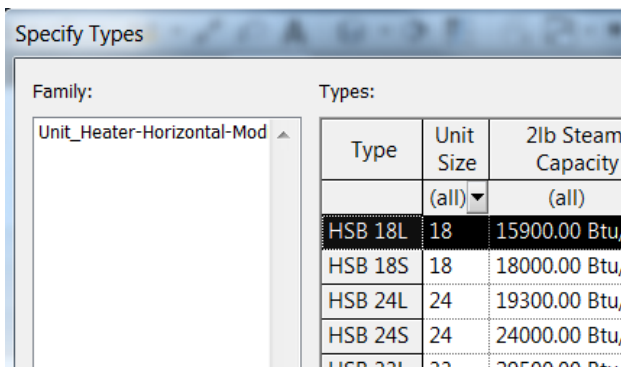
When creating a project, always download the latest family files to ensure accuracy. The latest HSB/HC Series files can be found at [1-470](#).

The Modine HSB/HC Series Revit zip file includes the following 2 models:

File Name	Application(s)	Image
Unit_Heater-Horizontal-Modine-HC_Unit.rfa Unit_Heater-Horizontal-Modine-HC_Unit.txt	HC 18-340 Models	
Unit_Heater-Horizontal-Modine-HSB_Unit.rfa Unit_Heater-Horizontal-Modine-HSB_Unit.txt	HSB 18-340 Models	

Load Family

- When loading a family into your project, make sure the .rfa and .txt file are both located in the same directory. The .rfa file will reference the .txt file.
- From the **Specify Types** menu, select the model size(s) that you would like to bring into your project.
- The selected models will then appear in the Project Browser in the **Family** tree under **Mechanical Equipment**.



Optional Model Properties

- Support Visibility (Default): Use the Revit Shape Handle to maneuver the threaded rod supports.
- Max Mounting Height: Highlights an area under the unit indicating the Max Mounting Height.
- Clearance Zone: Highlights an area around the unit indicating the safety and service clearances.

